



# RS32L+

**i-SYNERGY**  
Cleaning Management in Motion

## Rider Auto Scrubber

The RS32L+ rider scrubber, designed for large floor surface areas, is fully automated with a one button programmable switch for training-free operation, and a three-setting pad pressure of up to 165 lbs. for maximum cleaning efficiency. The RS32L+ features a digitized (1% to 5%) solution mixing system making solution composition changes simple, and the compact design makes it easy to maneuver in a variety of spaces.

Our state-of-the-art fleet management software, i-Synergy, provides real-time access to valuable data including location, operating times, charging times, and confirmed clean—all through user-friendly reports that can be emailed directly to you.

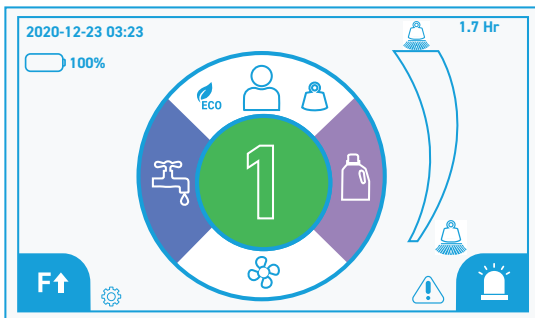
# RS32L+














## Benefits

- Reduce machine downtime with active maintenance from our dedicated team of technicians
- Monitor your machine locations and performance through i-Synergy Fleet Management
- Increase efficiency and performance through easy to read cleaning reports
- Confirm clean with interested stakeholders through downloadable cleaning reports
- Improve cleanliness with our oversized 28.5 gallon solution tank
- Ensure staff and building occupant safety with our lithium-ion batteries



## Touchscreen Interface



- |  |   |
|--|---|
|  Settings                 |  Heavy Mode                  |
|  1.7 Hr Hour Meter        |  User Mode                   |
|  Fault Indicator          |  ECO Mode                    |
|  Vacuum Motor<br>5a` fca^ |  Solution Flow Control       |
|  1-Touch Scrubbing        |  Deck Pressure Setting       |
|  Forward and Reverse      |  Detergent >VWV<br>3Vgef_ Wf |
|  |  Working Light control       |

## Technical Specifications

Model Type	USA	RS32L+ I-SYNERGY
Voltage	VOLT	24
Cleaning Path	INCH	32
Drive System	TYPE	TRACTION-DRIVE
Number of Brushes	PCS	2
Brush Motor	RPM	210
Brush Pressure	LB	77/121/165
Squeegee	INCH	44.5
Solution Tank	GALLON	28.5
Solutions Flow Rate	GPM	0.26-0.53
Recovery Tank	GALLON	27.5
Batteries	V/AH	24/240
Type Batteries	STANDARD	LI-ION
Sound Level	DBA	68
Weight without batteries	LB	881
Weight with batteries	LB	903
Run Time per charge	HOUR	3-3.5
Cleaning Productivity	FT <sup>2</sup> /HR	55,600
Sizes	LXWXH INCH	61x40x57
Gradeability	%	7